


TUCK™ Light



For under-cabinet task lighting, blending in can be the first mark of standout success. That is exactly the case for Tuck LED lighting. Its low profile design and intuitive controls mean that after installation, you may not give the fixtures a second thought.

What you will notice is the improved lighting they provide. Tuck banishes the dark corners beneath transaction counters and overheads, turning them into well-illuminated, functional workspaces. Its LEDs emit an energizing bright white light that provide faithful color representation, ideal for tasks of all kinds.

Available in 12", 17", 31", and 44" lengths, single Tuck fixtures can easily

accommodate overheads from 24"-60" in length. Multiple fixtures can also be interlinked via 18" inter-connect cords to create longer runs. Interlinking allows a chain of fixtures to be powered by a single 60-watt wall transformer plugged in to an electrical outlet.


Interlinking multiple fixtures also allows the entire cluster to be controlled as one. Tuck's on-off switch also contains a capacitive touch dimming control. Touching the control adjusts the light level continuously from 100% to 15%. Maintaining the perfect setting day after day is made easier by the last state memory feature. Energy conscious users will also appreciate an automatic shut-off feature.



Continuous dimming from 100% to 15% of output gives users complete control of their environment; last state memory helps them maintain it.



Tuck fixtures emit 3500K bright white light to uniformly illuminate workspaces beneath overhangs or transaction counters.



Magnetic and screw mounts affix Tuck securely to overhead furniture whether it has a steel or wood construction.



Fixtures can be interlinked, allowing them to use a single power supply and on-off/dimmer switch.

FEATURES

- Interlink multiple fixtures with 18" interconnect cord.
- Customize light output with the touch-and-hold dimming feature.

12"	17"	31"	44"
6	0	0	0
5	1	0	0
5	0	0	0
4	2	0	0
4	1	0	0
4	0	1	0
4	0	0	0
3	2	0	0
3	1	1	0
3	1	0	0
3	0	1	0
3	0	0	1
3	0	0	0
2	3	0	0
2	2	1	0
2	1	1	0
2	0	2	0
2	0	0	1
1	4	0	0
1	3	0	0
1	2	1	0
1	2	0	1
1	1	1	0
1	1	0	1
0	4	0	0
0	3	1	0
0	3	0	0
0	2	1	0
0	2	0	1
0	1	2	0
0	1	1	1
0	1	0	1
0	0	3	0
0	0	2	0
0	0	1	1
0	0	0	2

SPECIFICATIONS

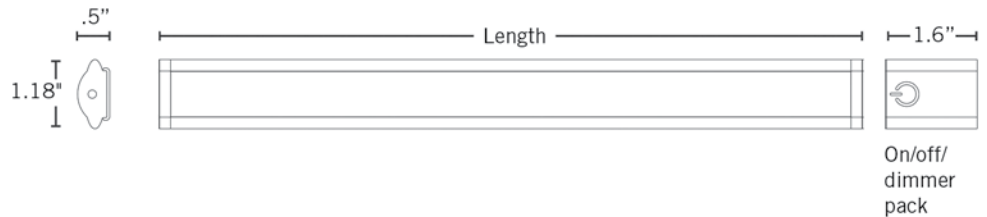
Lengths:	12", 17", 31", 44"
LED rated lifespan:	> 52,000 hours
Color temperature:	3500K
Color rendering index:	> 80
Brightness adjustability:	100%—15% continuous; with last state memory (when powered)
Automatic turn off:	after 12 hours (± 15 mins.)
Standard color:	silver with black endcaps
Materials:	anodized aluminum and plastic
Lens:	frosted
Power supply:	18-watt wall transformer with 9' black cord, 60-watt wall transformer with 11' black cord
Mounting:	includes magnet and screw mounts
Certifications:	ETL listed: compliant to UL 153; FCC Part 15 Class B
Warranty:	5 years fixture; 1 year power supply

	Suggested Shelf Size	Total Length*	# of LEDs	Lumens	FC**	Wattage	System	Max # Interlink†
12" Fixture	< 24"	13.6"	36	315	54	4.4	5.0	6
17" Fixture	24"–36"	18.6"	54	457	73	5.6	6.4	4
31" Fixture	42"–48"	32.6"	90	914	105	10.3	11.89	3
44" Fixture	54"–60"	45.6"	132	1289	111	14.3	16.23	2

* Total length represents the fixture plus the on/off/dimmer pack.

** FC = footcandles @ 18" from work surface. Footcandle plots are available at www.lightcorp.com/products/under-shelf/tuck.

† | | :act customer service for interlink recommendations.



SPECIFYING NOTES

- Use the chart at left to determine the acceptable Tuck interlink combinations.
- Cannot interlink with any other fixture family.
- All interlinked fixtures are controlled by the on/off/dimmer pack on the starter fixture.