

SYSTEM XXI[®]

Panel System





MULTI-POD WORKSTATIONS

The team workspace poses unique challenges for furniture designers: access with privacy; storage that doesn't sacrifice vital space; and mobility for impromptu meetings. System XXI rises to the occasion with products that strike a balance. The tempered glass panels and transaction counters in the System XXI line facilitate communication even as fabric panels give a measure of privacy. Acoustical control can be just as important as privacy in a group space. That is why System XXI fabric acoustical panels contain three layers of fiberglass insulation.

Keep storage solutions out of the way. Pedestals and 2-drawer lateral files are designed to fit beneath worksurfaces. While worksurface-supporting pedestals do double duty without any larger footprint than their freestanding or mobile counterparts. Personal space can also be at a premium, but System XXI offers a range of panel hung accessories that maintain an open plan layout. Coat hooks, tackboards, markerboards, and name plate holders can all be mounted to panels or panel trim.

Even unsightly power cables have their place with System XXI. When powered panels and slimline or round worksurface grommets are used together, cables can be run from equipment, through a central location in the surface and down to the receptacle discreetly. An additional cord manager accessory snaps into the side trim rail of a panel to corral cords at the end of a run.

Make more space wherever you need it with mobile worksurfaces. These surfaces can be moved to provide additional space for oversized projects, act as traditional workspace for guests or short-term employees, and serve as a conference table for a team meeting at a moment's notice.



The optional coat hook/ picture hanger coordinates with the trim color of the workstation and attaches discreetly under the top cap of the panel.



Slimline grommets are factory installed at the back edge of the worksurface to provide an unobtrusive location for power cords to run from equipment to receptacles in the bottom raceway.



Round grommets are factory installed to give cables access through T-edged style worksurfaces.

SHARED WORKSTATIONS

You share your office space, your job functions, and even your guest seating. Isn't it only natural that you would share your power source? Base and top feed electrical connections link clusters of workstations to floor, wall, or ceiling power sources within the building.

You can control the number of these connections by choosing from a 622 10-wire or a 442 10-wire distribution system. With 1, 2, or 3 isolated ground circuits, 4 to 12 computers (and computer users) can be linked to a single external power source. Isn't that bright?





Laminate or fabric covered worksurface support panels provide modesty for the user and additional stability for worksurfaces under heavy loads.




A bottom open frame panel in the center of a space increases airflow, while next to a wall, it makes building-mounted systems accessible.




A non-handed base feed ties the building power supply at floor or wall level to the distribution system of the panels via 72" of flexible conduit.



Top feed conduits travel vertically within panels from the ceiling power supply to the raceway where they connect to the panel distribution system.



Aluminum power poles enclose top feed conduits from the ceiling to the panel. They are available in lengths of 7' or 10'.




Increase the height of existing panel runs already in place with stackable panels to yield less disruptive reconfigurations.

MANAGERIAL & RECEPTION STATIONS

If your projects tend to blanket every surface, let System XXI storage solutions move your supplies out of the way. For a traditional take on small item storage, try the center drawer. It mounts easily beneath any worksurface and can be locked for added security. Universal Overheads add a receding door to allow additional storage on top of the cabinet, while ADA-compliant Venus Overheads make sure that lockable storage is within reach of everyone. Kiosks offer a mixed media approach to storage, incorporating shelf units, lateral files and a locking closet all in one.

Today your workspace is a junior executive semi-private, tomorrow it may be the big office. With System XXI, smart design features are built into every item, so you don't have to wait for comfort or style.


A transaction counter creates concealed storage for the user. For direct illumination, task lights can be added to any overhead, while step-down panel heights are used to provide privacy where needed and admit natural light in any office setting. With System XXI you really can have it all.



Panels are available in heights from 32" to 84" and connect through single piece hinges, so multiple heights can be used together.



9.5" of overhang inside the station lets the user take advantage of under counter storage space. Countertops meet ADA requirements.



The cord manager snaps into the panel side trim rail, keeping power cords orderly from top to bottom.



An optional translucent Rolling Screen Door provides a simple privacy solution whether you are working at your desk, or away from the office.



A center drawer on smooth ball bearing glides adds locking storage to the worksurface itself.




Channels within the frames of System XXI panels guide wires inside the furniture, keeping them out of the workstation.

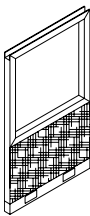


STATEMENT OF LINE

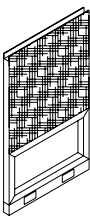
PANELS & ERP PANELS



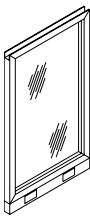
Fabric/Fabric
Fabric/Laminate



Half Glass/
Half Open



Bottom Open

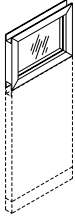


Full Glass/
Open

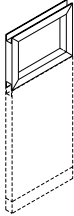
STACKABLE PANELS



Fabric

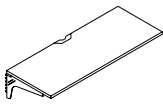


Glass

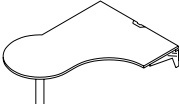


Open

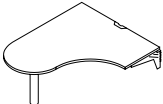
WORKSURFACES



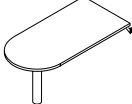
Rectangle



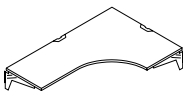
P-Shaped Peninsula



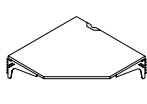
Piano Peninsula



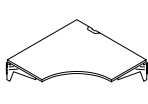
D-Shaped
Peninsula



Square Shoe

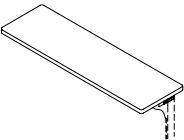


Diagonal 90°

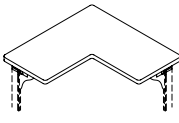


Curvilinear

COUNTERTOPS

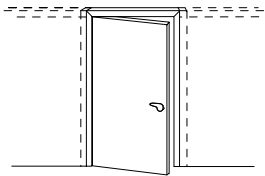


Rectangle

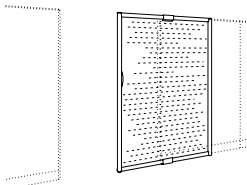


90°

DOORS

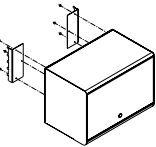


Hinged

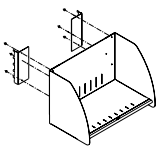


Rolling Screen

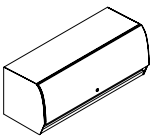
STORAGE



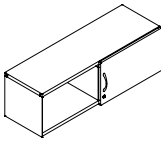
Universal
Overhead



Universal Shelf



Venus Overhead



Vini Overhead